



Remember this is just a guide – take into consideration your growing space and adapt timings as appropriate!

SOW OUTSIDE















SOW INSIDE/ UNDER COVER

PLANT OUT

HARVEST

AUTUMN TERM			SPRING TERM	
SEPTEMBER	OCTOBER	NOVEMBER	JANUARY	FEBRUARY
<ul style="list-style-type: none"> Sow spring cabbage outside – you can harvest from April Sow radish outside in early September– you harvest as early as late October Pick the last of the apples Pick pears Harvest the last of the blackberries Harvest quince Harvest autumn-fruiting raspberries 	<ul style="list-style-type: none"> Sow broad beans outside – you can harvest in May Pick pears Plant rhubarb crowns outside and harvest in spring every year 	<ul style="list-style-type: none"> Sow broad beans outside – you can harvest in June Plant onion sets and garlic 	<ul style="list-style-type: none"> Sow tomatoes in a greenhouse, on a windowsill or in a sunny, warm spot – begin harvest in May/June Plant bare-root fruit trees and bushes 	<ul style="list-style-type: none"> Sow tomatoes in a greenhouse or sunny windowsill – begin harvest in May/June Sow carrots under protection of a cold frame or cloche outside – harvest in May/June Plant bare-root fruit trees and bushes

Notes:

		SUMMER TERM		
MARCH	APRIL	MAY	JUNE	JULY
<ul style="list-style-type: none">  Sow tomatoes in a greenhouse – harvest in June/July  Sow carrots under protection outside – harvest in May/June  Sow peas outside – harvest in June  Sow radish outside – harvest in May/June  Sow potatoes outside to harvest in June  Sow spinach outside to harvest in June  Sow turnips outside to harvest in June  Sow a selection of salad crops such as mustard greens to harvest as baby salad from May onwards 	<ul style="list-style-type: none">  Sow peas outside – harvest in June/July  Sow rhubarb seeds outside to harvest yearly in the spring  Set up a wormery – see Incredible Edible’s advice here* 	<p>ALL TERM: Make compost! There’s a lot growing (including weeds) so it’s a great time to collect all the materials for making compost. See Incredible Edible’s resource*, a ‘composting safari’ for children, which focuses on identifying compost critters.</p>		
		<ul style="list-style-type: none">  Start harvesting strawberries and gooseberries 	<ul style="list-style-type: none">  Continue harvesting strawberries and gooseberries 	<ul style="list-style-type: none">  Start harvesting apples just before term ends
Notes:				